

DAIMLER AG

**FIXED INCOME
PRESENTATION**

Q3 2020



AGENDA

- I. **DAIMLER AG Q3-2020**
- II. DIVISIONAL REVIEW Q3-2020
- III. SUSTAINABILITY
- IV. FUNDING
- V. ADDITIONAL FINANCIAL SLIDES



DAIMLER Q3 2020

KEY TOPICS

New Mercedes-Benz Cars strategy presented

Diesel US settlement: Important step towards legal certainty

Right path to reducing break-even

Industrial FCF reflects strong business performance and extensive cost and cash preservation measures

Issuance of first green bond with 1bn EUR volume

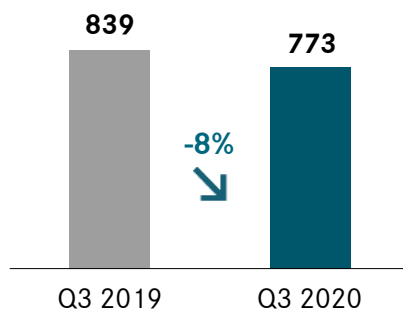


DAIMLER Q3 2020

KEY FIGURES

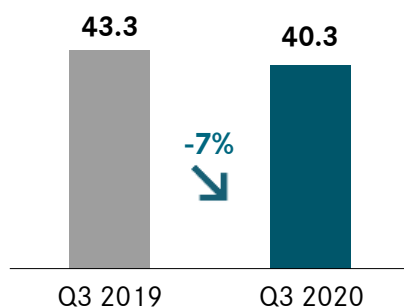
Unit sales

in thousands of units



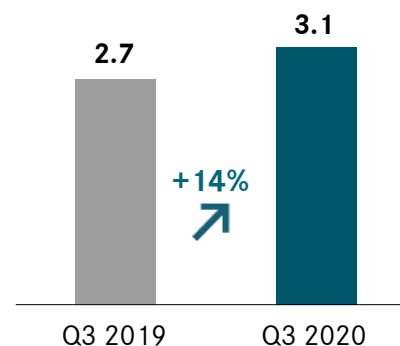
Revenue

in billions of euros



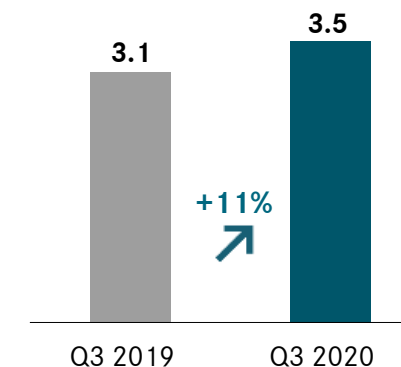
EBIT

in billions of euros



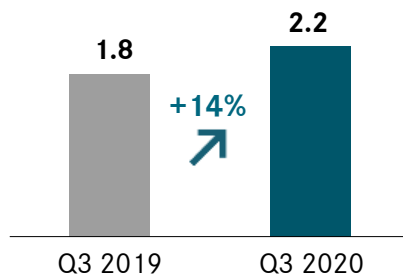
EBIT adjusted

in billions of euros



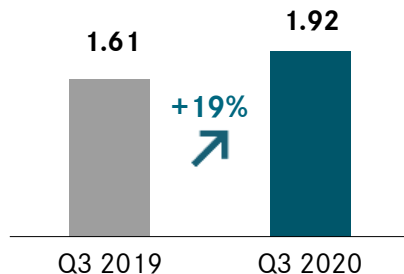
Net profit

in billions of euros



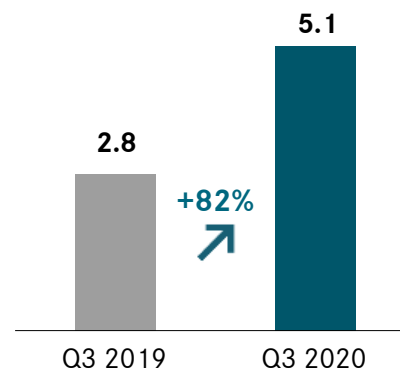
Earnings per share

in euros



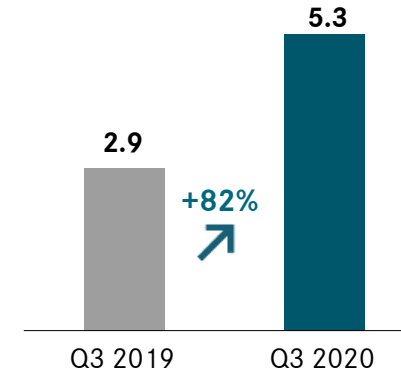
Free cash flow (IB)

in billions of euros



Free cash flow (IB) adjusted

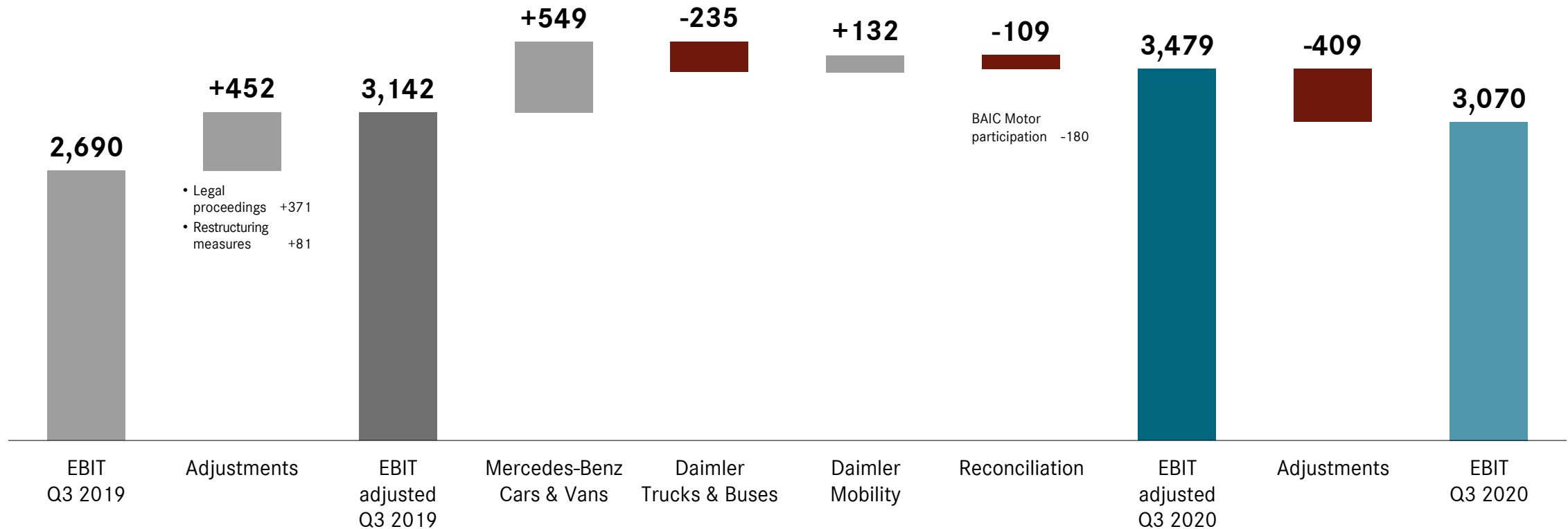
in billions of euros



DAIMLER Q3 2020

GROUP EBIT

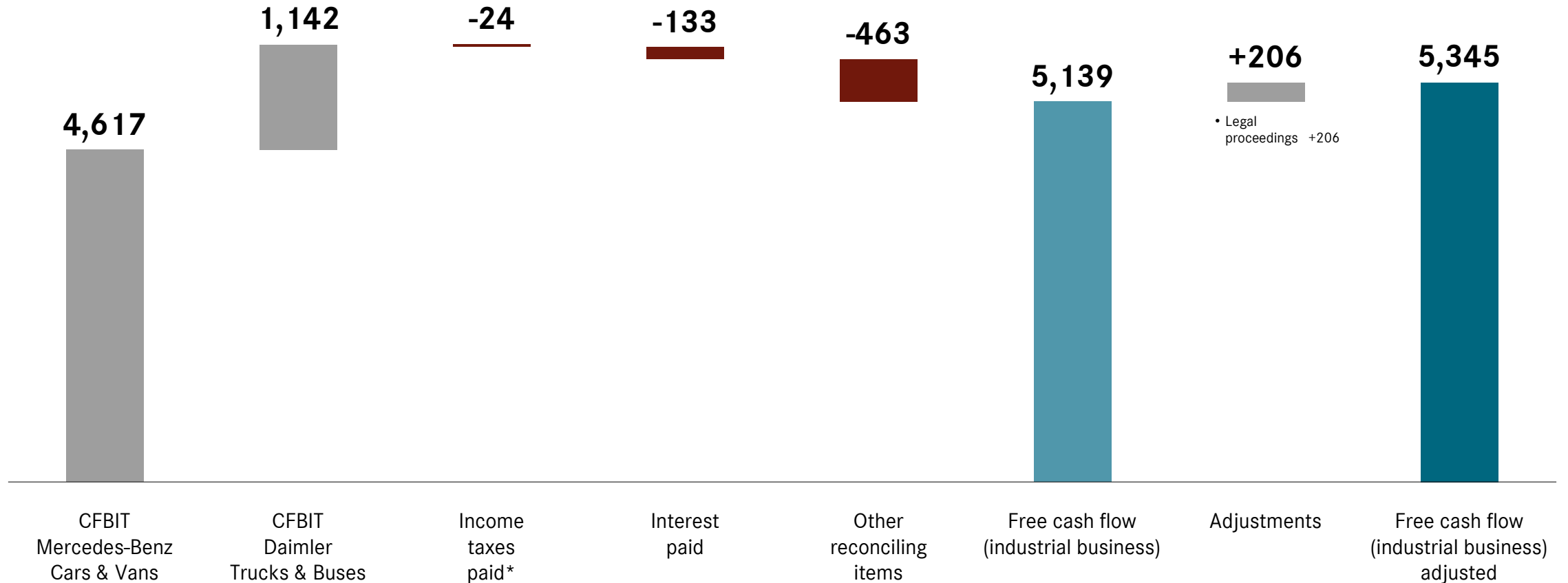
in millions of euros



DAIMLER Q3 2020

RECONCILIATION FROM CFBIT TO FREE CASH FLOW

in millions of euros

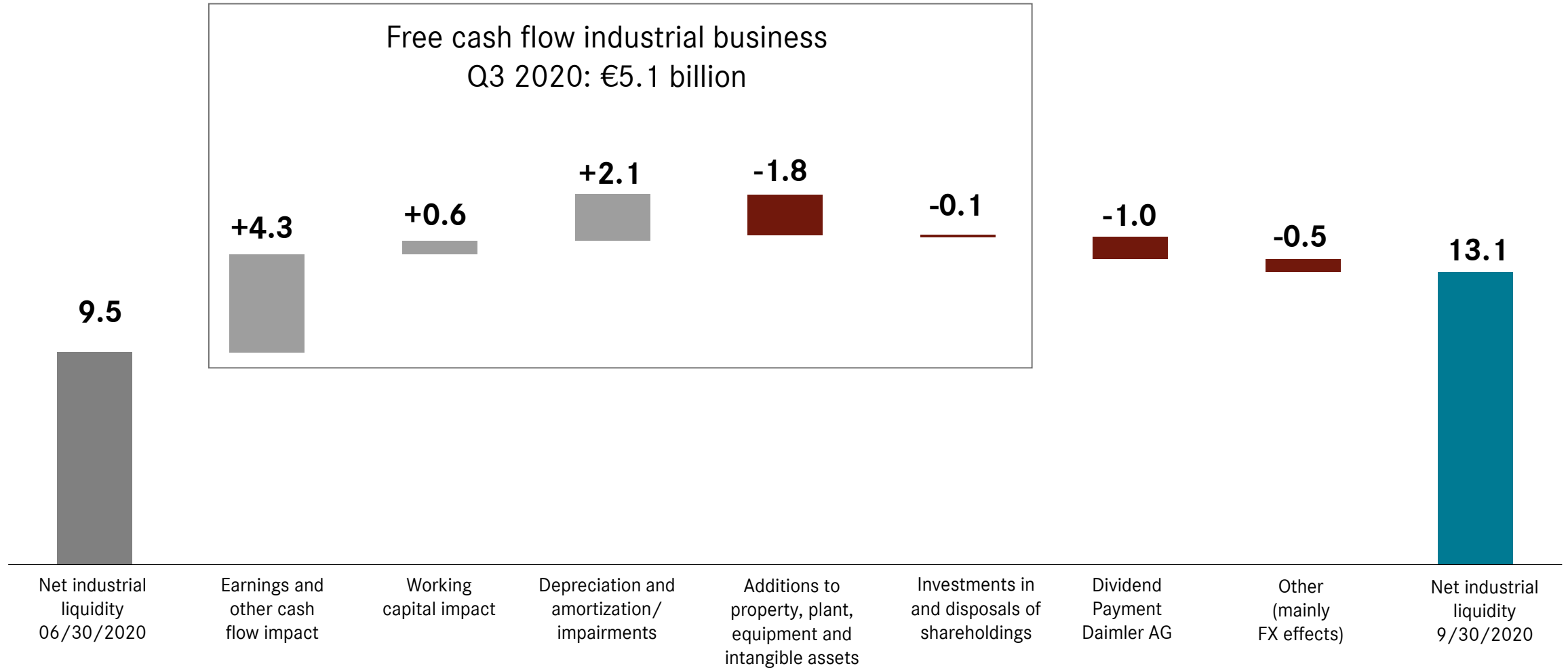


* includes internal tax prepayments from Daimler Mobility to the industrial business

DAIMLER Q3 2020

NET INDUSTRIAL LIQUIDITY

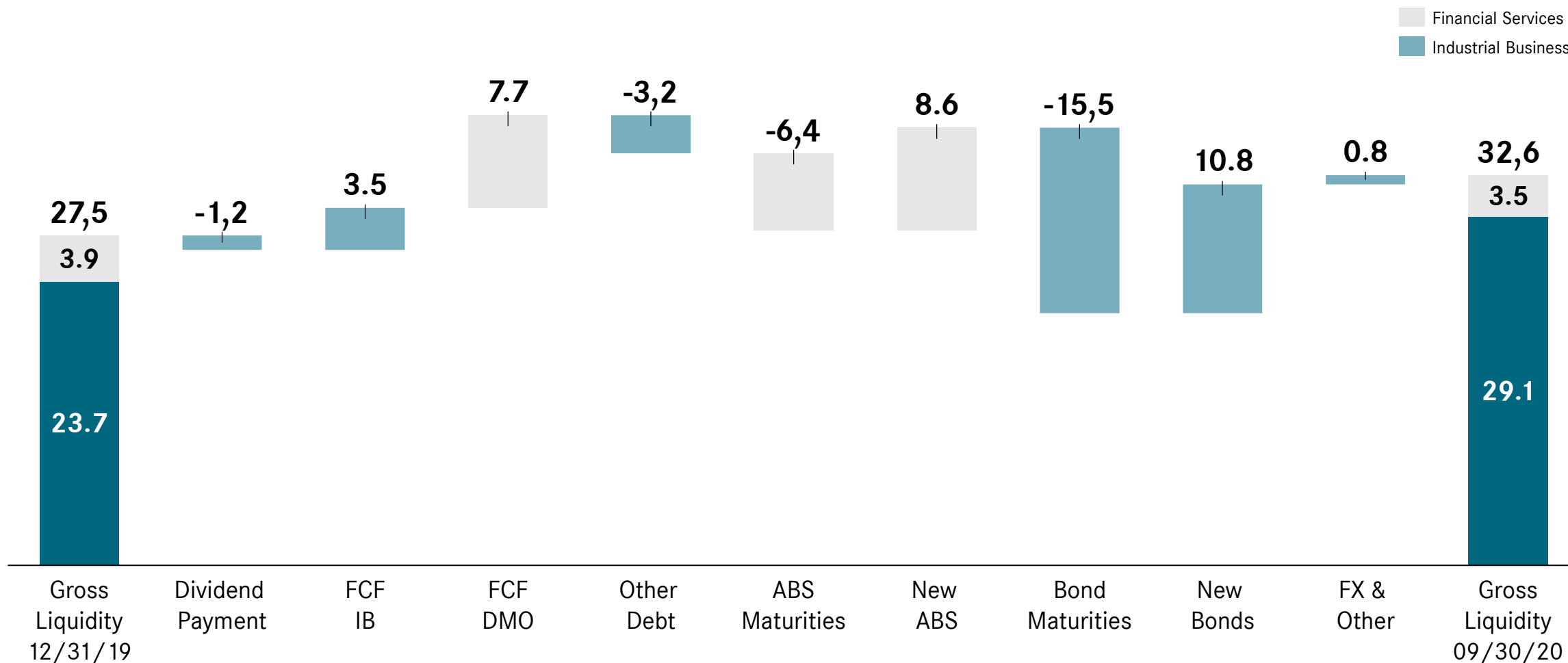
in billions of euros



DAIMLER YTD Q3 2020

DEVELOPMENT OF GROSS INDUSTRIAL LIQUIDITY

in billions of euros




Note: Figures may not be additive due to rounding.

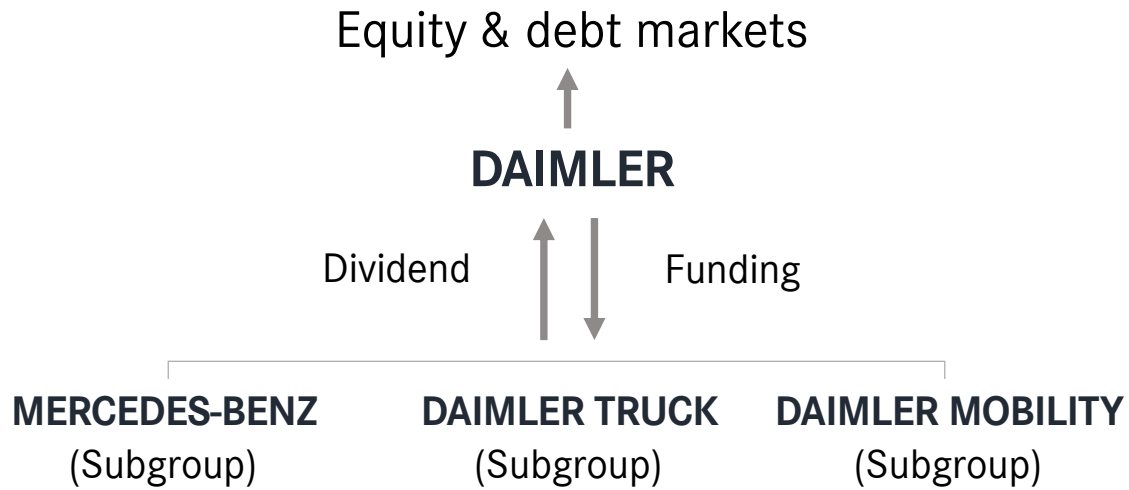
DAIMLER Q3 2020

FINANCIAL FLEXIBILITY OVER A 12-MONTH PERIOD

in billions of euros



DAIMLER FINANCIAL FRAMEWORK



- ▶ CAPITAL MARKET ACCESS
- ▶ GROUP FUNDING AND LIQUIDITY MANAGEMENT
- ▶ CAPITAL STRUCTURE
- ▶ CAPITAL ALLOCATION
- ▶ SET AND MONITOR PERFORMANCE TARGETS
- ▶ DOMINATION AND PROFIT & LOSS TRANSFER AGREEMENTS



2020 OUTLOOK

DAIMLER GROUP

ASSUMPTION

Daimler assumes that the economic conditions in our most important markets continue to normalize and in particular that no further setbacks occur as a result of the Covid-19 pandemic.

Daimler Group Revenue	Significant decrease
Daimler Group EBIT	At prior-year level
Free Cash Flow (industrial business)*	Significant increase
Investment in PP&E	Significant decrease
R&D expenditure	Slight decrease

* Excluding possible expenses relating to legal and governmental proceedings.



2020 OUTLOOK

DAIMLER GROUP

ASSUMPTION

Daimler assumes that the economic conditions in our most important markets continue to normalize and in particular that no further setbacks occur as a result of the Covid-19 pandemic.

Unit Sales

Cars	Significant decrease
Vans	Significant decrease
Trucks	Significant decrease
Buses	Significant decrease

Return on Sales (adjusted*)

Mercedes-Benz Cars & Vans	4.5 to 5.5%
Daimler Trucks & Buses	1 to 2%
Daimler Mobility (RoE)	9 to 10%

Cash Conversion Rate** (adjusted)

Cars & Vans	1x
Trucks & Buses	2x

* The adjustments include material adjustments if they lead to significant effects in a reporting period. These material adjustments relate in particular to legal proceedings and related measures, restructuring measures and M&A matters.

** Adjusted Cash Flow before Interest and Taxes (CFBIT) divided by adjusted EBIT.



DAIMLER Q3 2020 LOOKING FORWARD

**The transformation of Daimler is a long-distance race.
We keep the pace with focus and full discipline.**



AGENDA

I. DAIMLER AG Q3-2020

II. DIVISIONAL REVIEW Q3-2020

III. SUSTAINABILITY

IV. FUNDING

V. ADDITIONAL FINANCIAL SLIDES



MERCEDES-BENZ CARS & VANS

KEY TOPICS Q3 2020

Positive development of unit sales in third quarter due to recovery of many markets

Favorable development in model mix and pricing

Indicators of change show operative improvement, e.g. accelerating headcount reduction, fixed cost coming down

Electric first: Progressing on xEV share and striking distance to meet 2020 CO2 targets

World Premiere of the new Mercedes-Benz S-Class and official opening of Factory 56

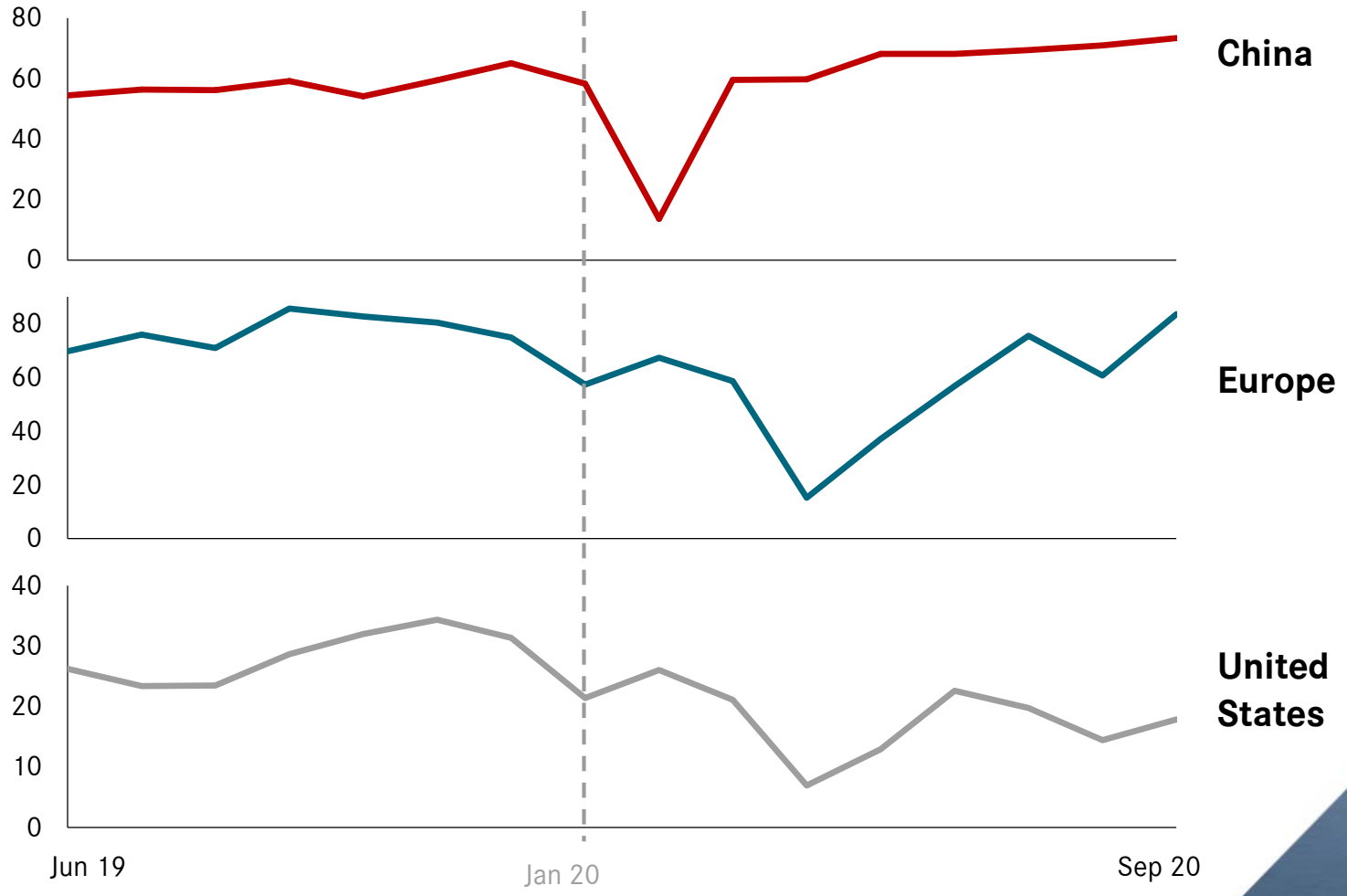
Mercedes-Benz Vans: operational turnaround

Mercedes-Benz Vans goes electric – start of production of EQV



MERCEDES-BENZ CARS & VANS BUSINESS RECOVERY YTD 09/2020

Group sales of Mercedes-Benz passenger cars per month
in thousands of units

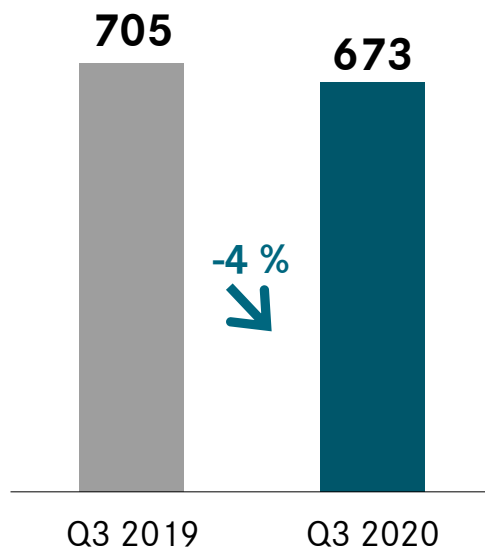


MERCEDES-BENZ CARS & VANS

KEY FIGURES

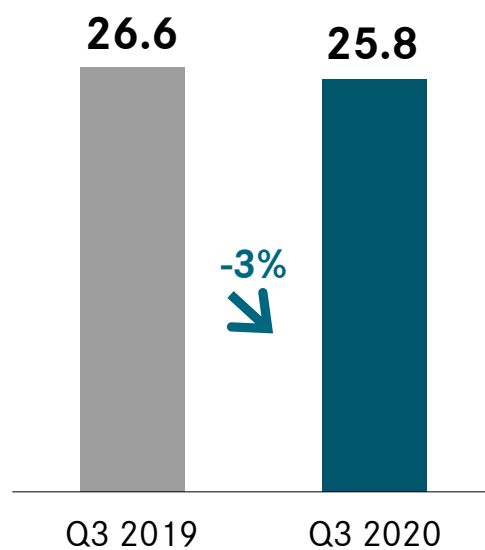
Unit sales

in thousands of units



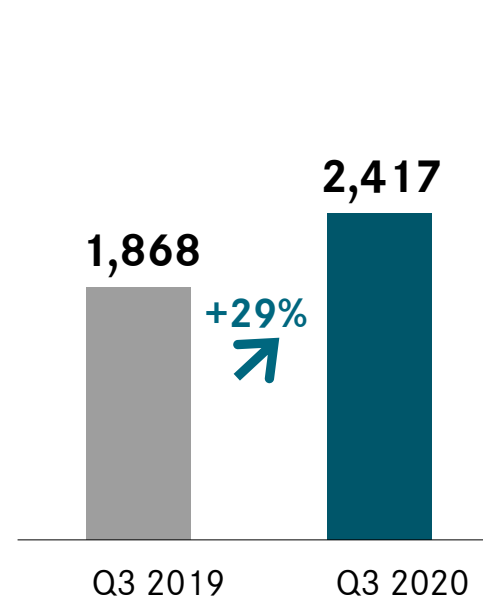
Revenue

in billions of euros



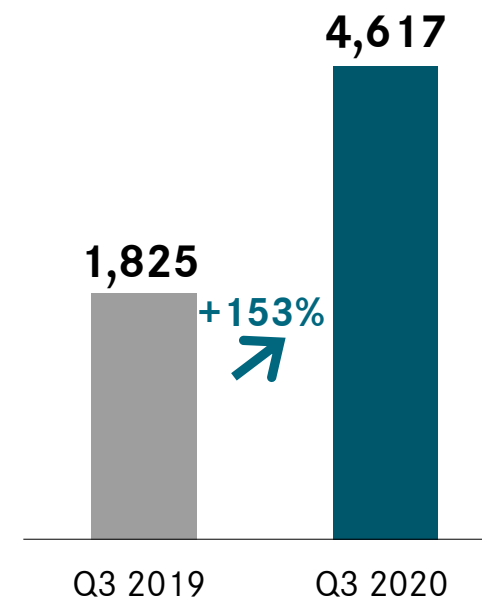
EBIT adjusted

in millions of euros



CFBIT

in millions of euros

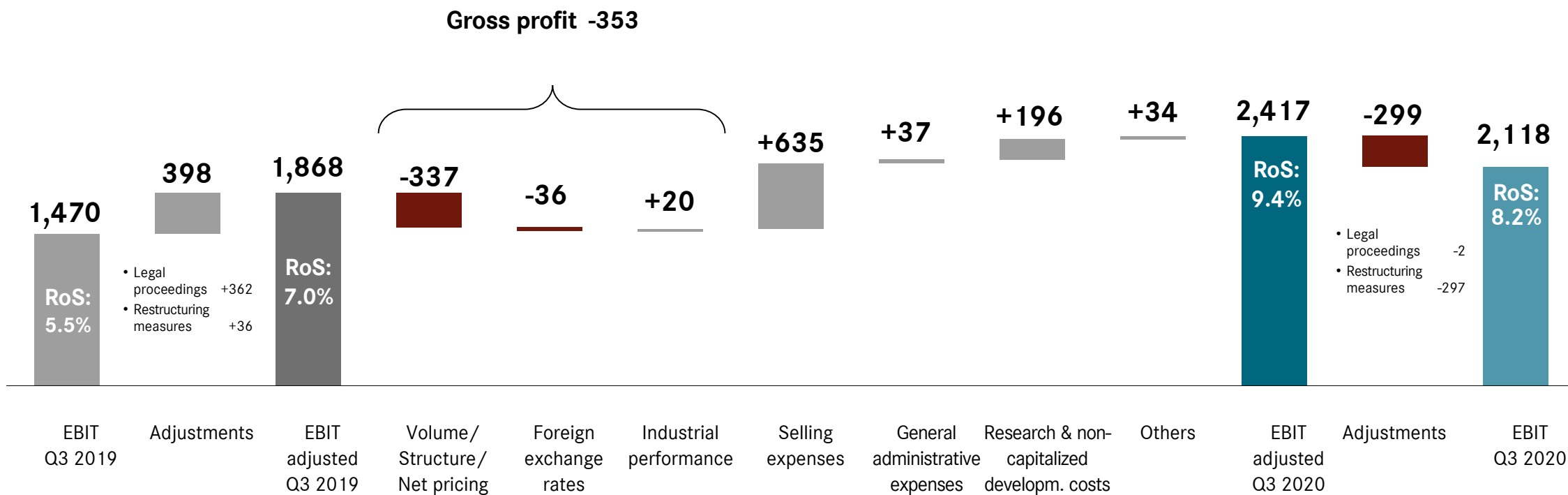


MERCEDES-BENZ CARS & VANS

EBIT AND ROS

in millions of euros

- + Significant fixed cost reduction in all areas
- + Favorable model mix and pricing
- + Positive one-time pension/healthcare effect in USA
- Lower unit sales



DAIMLER TRUCKS & BUSES

KEY TOPICS Q3 2020

Significant sales recovery vs. H1; significant decreases vs. Q3 2019 due to ongoing COVID-19 pandemic

Incoming truck orders in most key regions significantly above Q2; Europe and North America also positive compared to Q3 2019

Ongoing strong focus on cash preservation measures

Strict cost control and progressive execution of restructuring activities with resulting fixed cost reduction

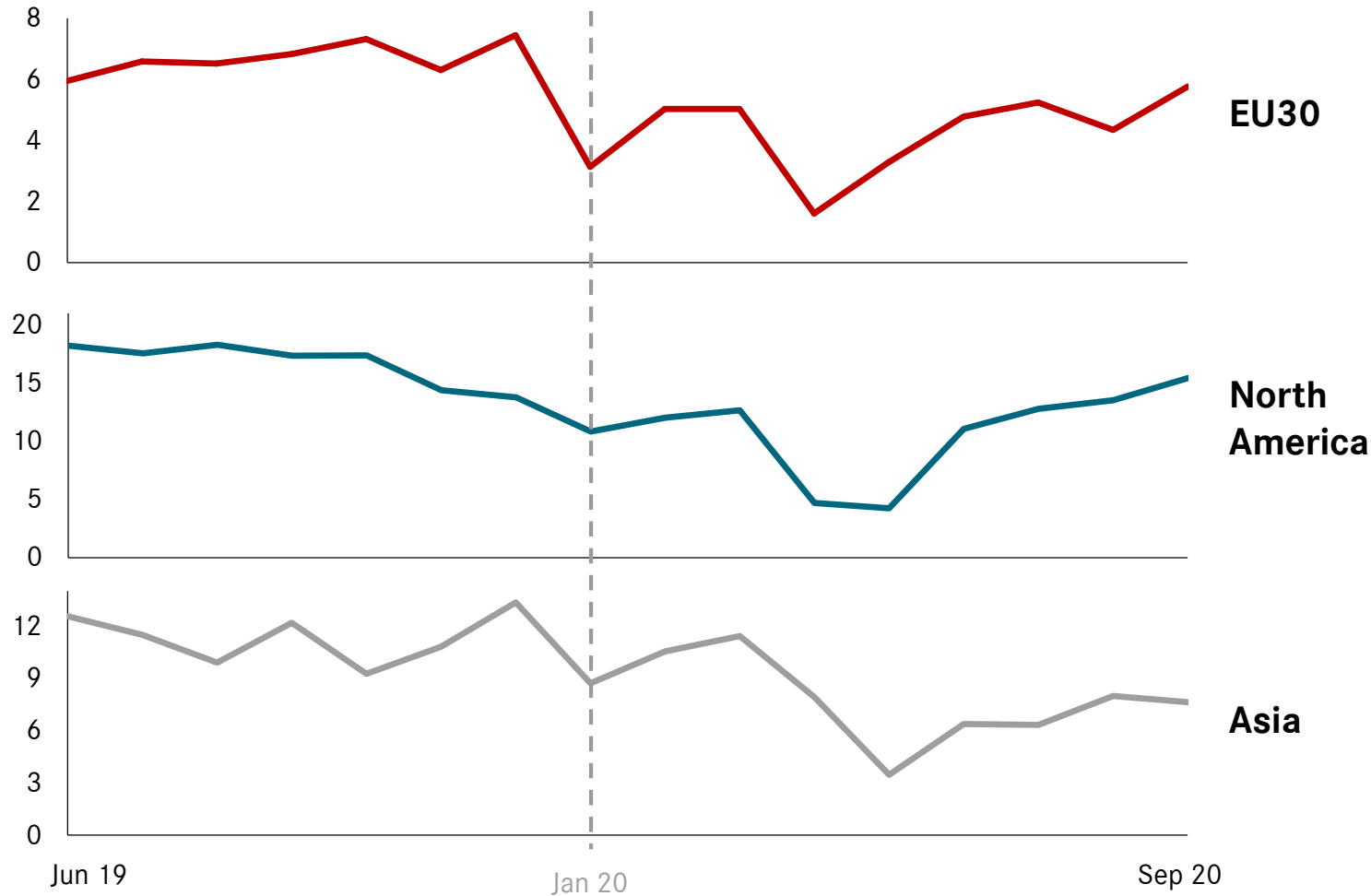
Introduction of new products and concepts



DAIMLER TRUCKS & BUSES

BUSINESS RECOVERY YTD 09/20

Group sales of Daimler Trucks per month in thousands of units

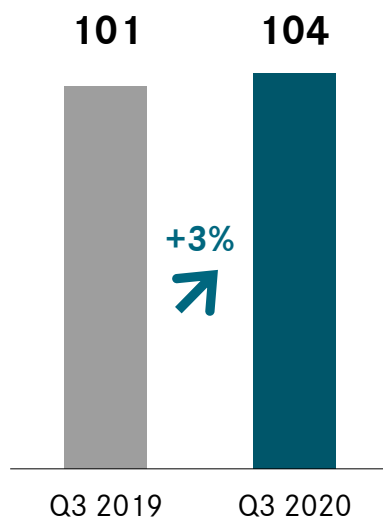


DAIMLER TRUCKS & BUSES

KEY FIGURES

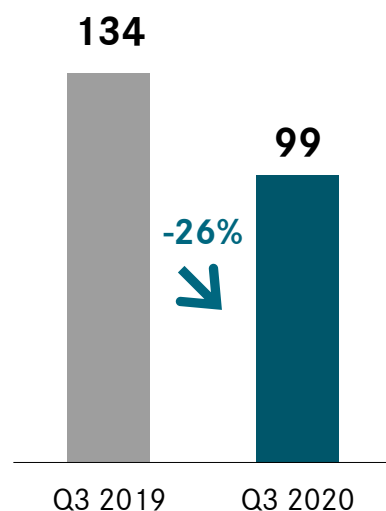
Incoming orders*

in thousands of units



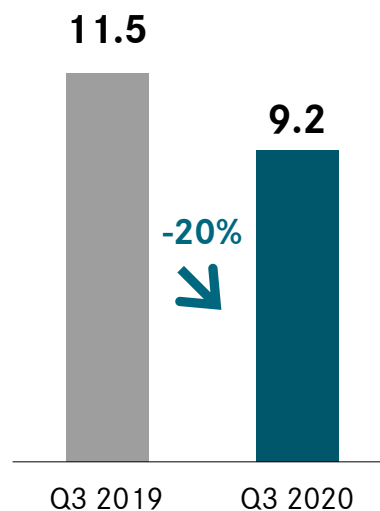
Unit sales

in thousands of units



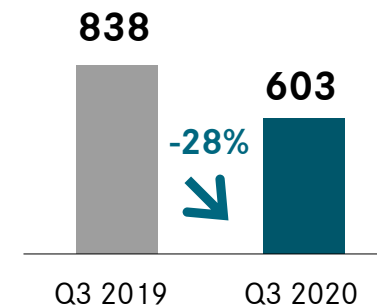
Revenue

in billions of euros



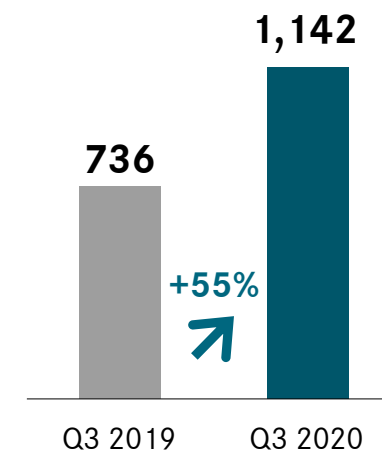
EBIT adjusted

in millions of euros



CFBIT

in millions of euros



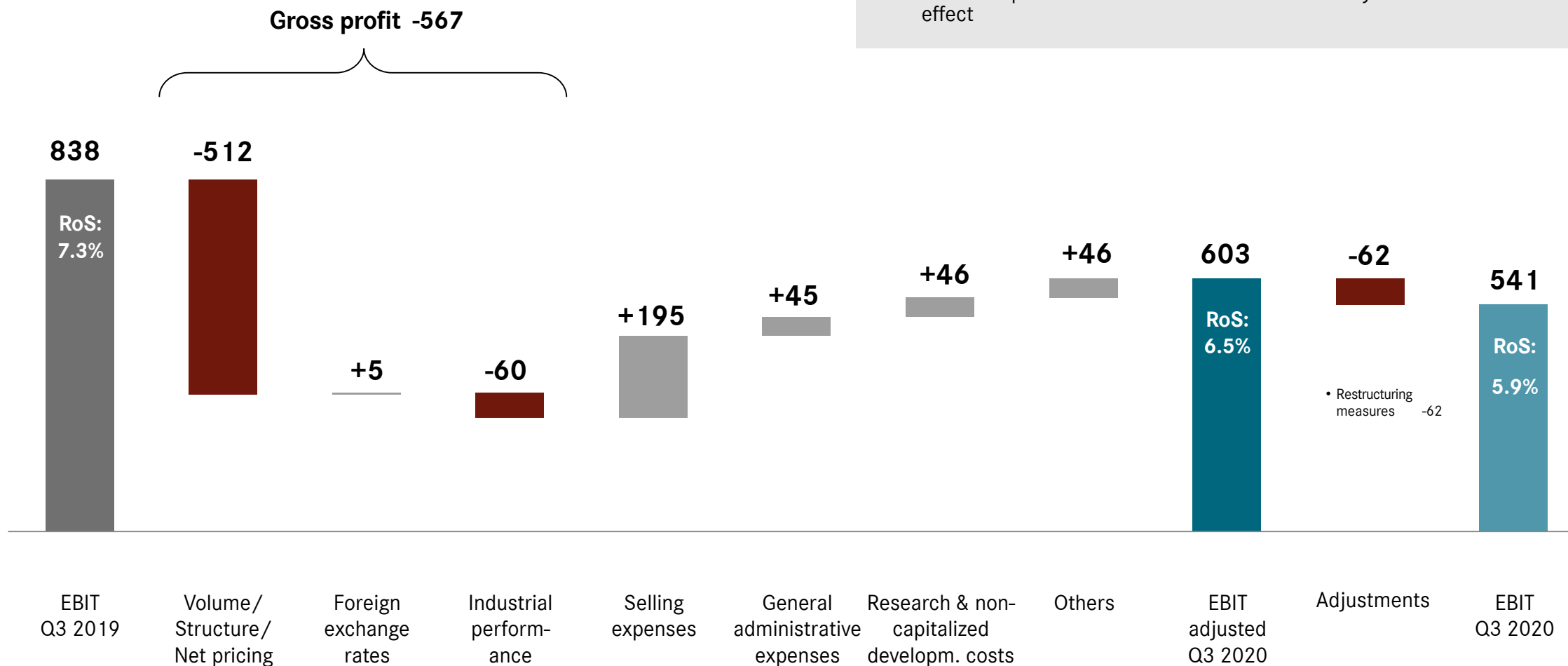
* Net order intake, adjusted for cancellations

DAIMLER TRUCKS & BUSES

EBIT AND ROS

in millions of euros

- + Significant fixed cost reduction in all areas
- Significantly lower unit sales in all regions due to market downturns
- Industrial performance: Q3 2019 characterized by favorable Takata one-time-effect



DAIMLER MOBILITY KEY TOPICS Q3 2020

New business stabilized with recovery effect in almost all regions

Payment restructuring programs expired in most markets with majority of customers returning to normal payment mode

No further increase of credit provisions required in Q3

Implemented efficiency measures with ongoing positive impact

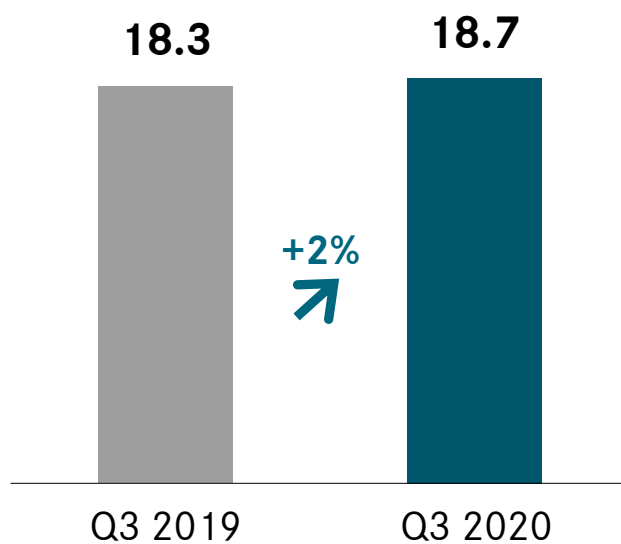
Focus on customer loyalty and retention



DAIMLER MOBILITY KEY FIGURES

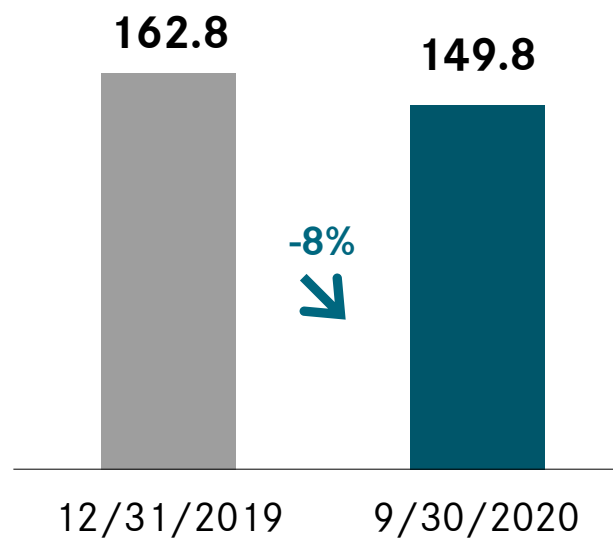
New business

in billions of euros



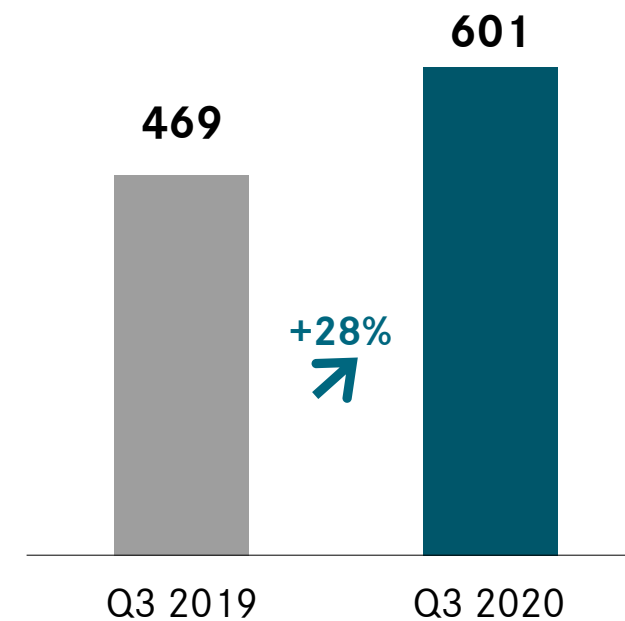
Contract volume

in billions of euros



EBIT adjusted

in millions of euros

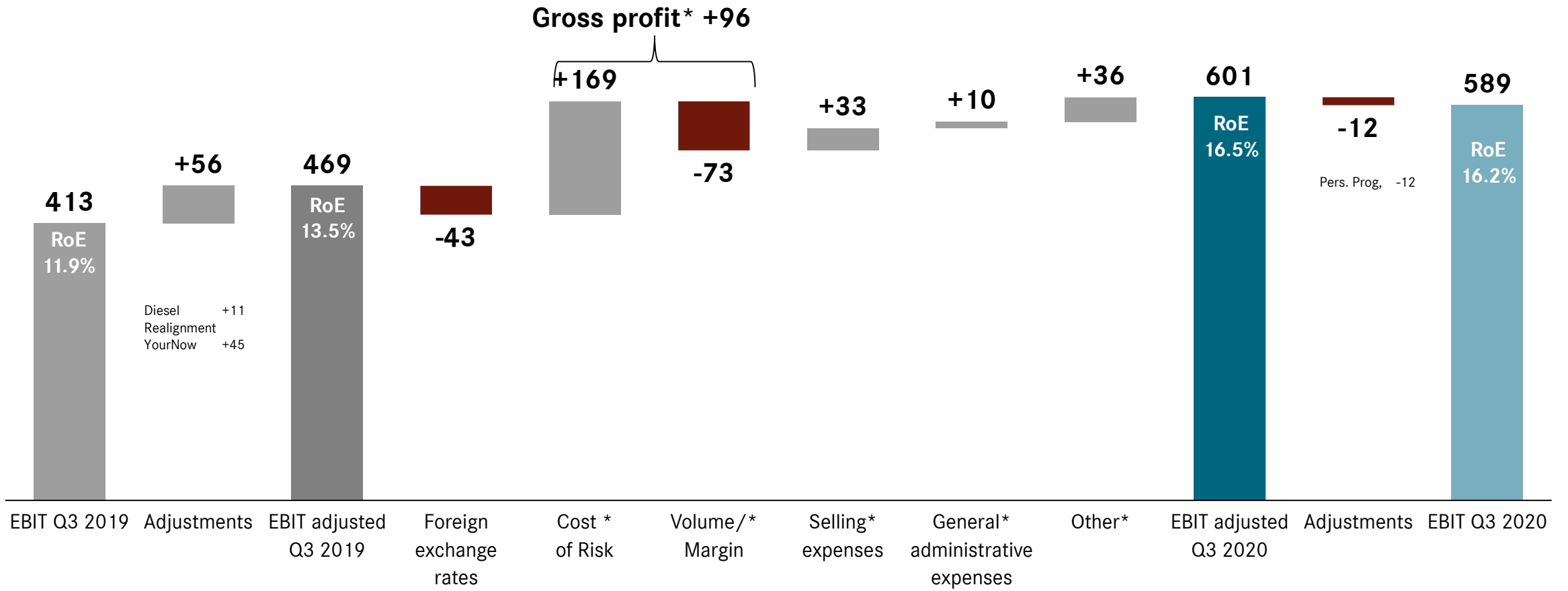


DAIMLER MOBILITY

EBIT AND ROE

in millions of euros

- + Fixed cost reductions in all areas
- + No further increase of credit risk reserve
- Impairment of software in context of streamlining IT-architecture



* excluding FX effects

AGENDA

I. DAIMLER AG Q3-2020

II. DIVISIONAL REVIEW Q3-2020

III. SUSTAINABILITY

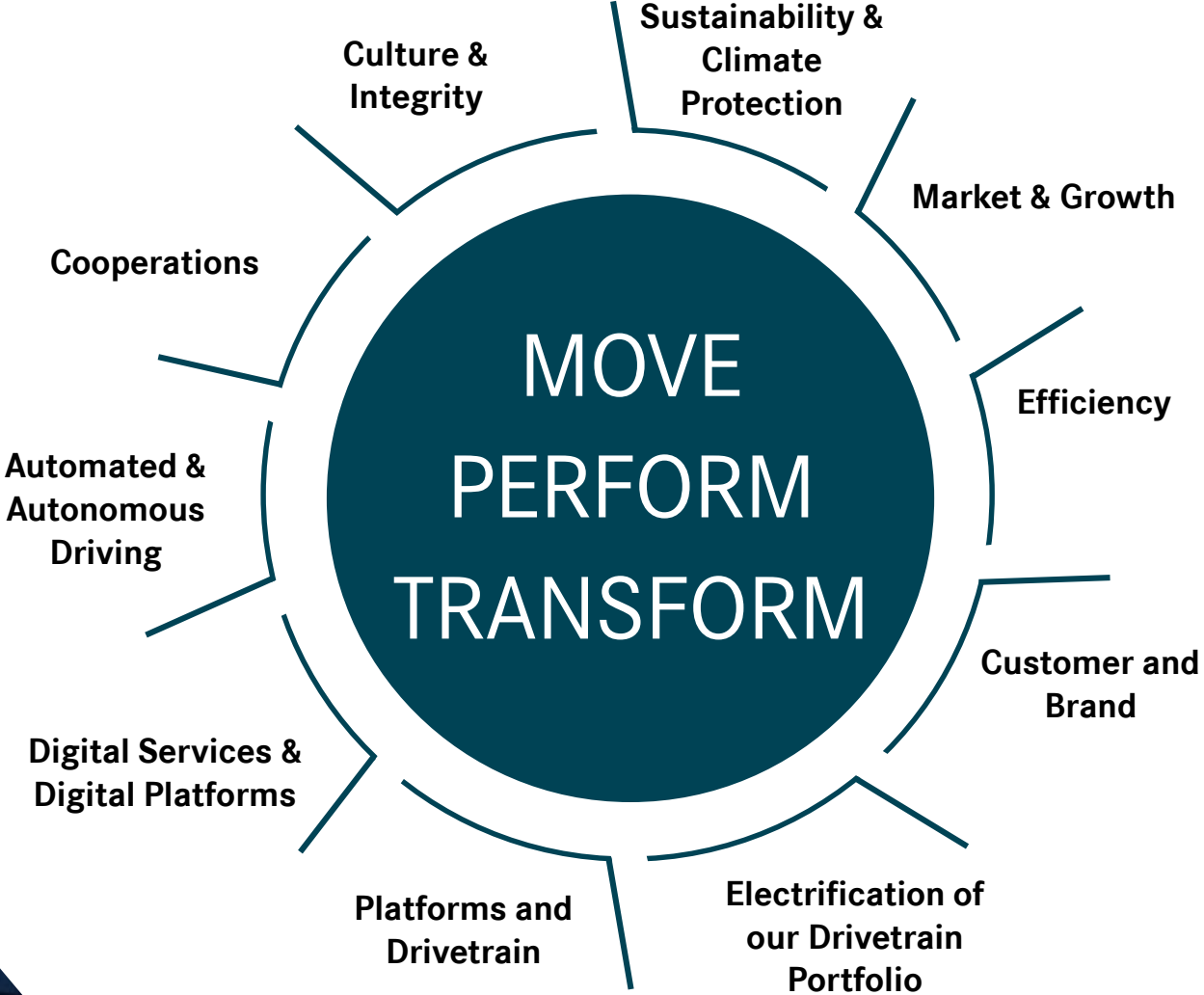
IV. FUNDING

V. ADDITIONAL FINANCIAL SLIDES





Our group strategy Sustainability as an integral part...

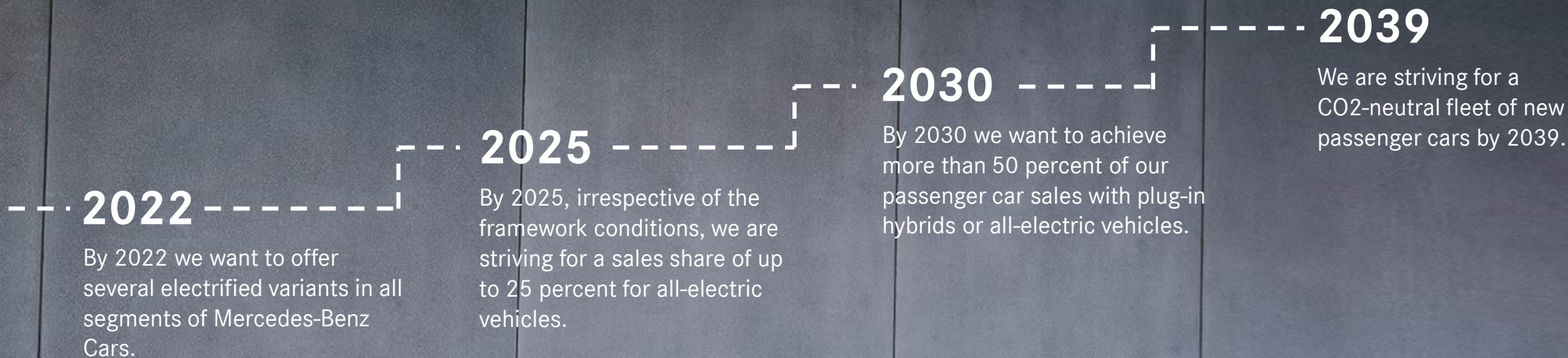


... with a focus on six themes and three enablers





CO2 neutrality at Mercedes-Benz Cars





Daimler Trucks & Buses: Making CO2-neutral transport a reality

Second half of 2020s

Hydrogen-based series-production vehicles in the second half of the decade.

2022

Battery-electric series-production vehicles in all core regions by 2022.

2039

CO2-neutral driving operation (tank-to-wheel) by 2039 for new trucks and buses in the markets of Europe, Japan, and North America.



Daimler Mobility und Mercedes-Benz Bank: CO₂-neutral locations and administration

2020

Sustainability –
embedded in our
corporate values.

2022

Global CO₂-neutral
locations
and administration.

Daimler Mobility

Driven by a continuous electrification of our product portfolio...


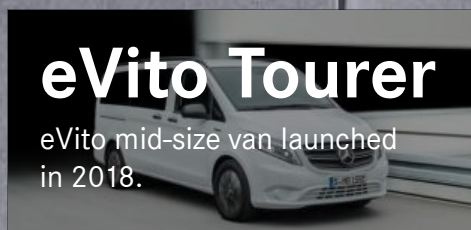
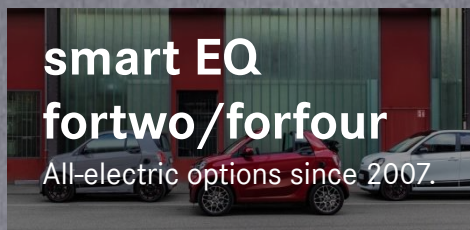
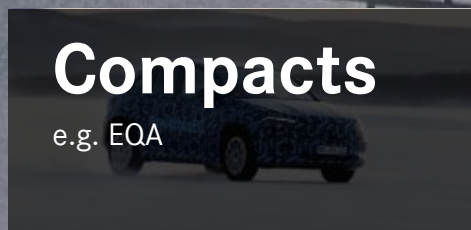
2019

2020

2021

2022

Stay tuned for more



* PHEV, BEV

Customers may decide for electric or hydrogen based on their specific needs:



GenH2 Truck

- Based on fuel cell and hydrogen
- Range up to 1000km
- First customer testing in 2023
- Series production in second half of 2020s



Battery Electric Truck:

- Lower Weight,
- Shorter Distances

Hydrogen Truck:

- Heavy Weight,
- Long Distance



... and our aim to achieve CO₂-neutral production

By **2022**: CO₂-neutral production at our Mercedes-Benz Car and Van plants worldwide*

By **2022**: CO₂-neutral production at our European plants of Daimler Trucks & Buses*

By **2030**: Fifty percent CO₂ emissions reductions from production operations 

By **2039**: CO₂-neutral production at all of our plants and in all of our business units worldwide

“Factory 56” in Sindelfingen

* In Germany, the green power supply is ensured not only for the production sites: starting in 2022, all German locations of Daimler AG, Mercedes-Benz AG, Daimler Trucks AG and Daimler Mobility AG will obtain green power generated entirely from renewable energy sources, making it free of CO₂.

Committed investments as part of our electrification strategy

€10 bn

About €10 billion to expand our fleet of electric vehicles.

€1 bn

More than €1 billion to expand our battery production.

€20 bn

Buying battery cells for more than €20 billion in order to systematically promote our Group's entry into an electrically driven future.



Electric first: Modular BEV-architecture for zero emission vehicles

Description

Development of a flexibly scalable electrical architecture for Mercedes-Benz compact cars up to luxury cars. Suitable for a wide range of vehicle concepts thanks to the modular system design and variable wheelbase, wheel gauge as well as all other system components, especially the batteries.

Goals

Development and production of zero emission vehicles



Development of a flexibly scalable electrical architecture*



Partially equipped with battery cells from CO2-neutral production*



Timeline



Key Facts

Modular BEV-architecture | Modular system design | Wide range of vehicle concepts | Zero emission vehicles

Investment

~€10 bn

* for next generation EQ starting with the EQS



Factory 56: One of the world's most modern car productions

Description

Factory 56, one of the world's most modern car productions, built at Daimler's Sindelfingen plant. The factory will be supplied with CO₂-neutral energy when it goes into operation, is equipped with a photovoltaic system installed on the roof of the production hall and has implemented numerous measures to reduce energy consumption. It uses intelligent and digitalised technologies that make it possible to harness the full potential of Industry 4.0.

Goals

CO₂ neutral energy supply



High-efficiency assembly for large-scale production and increased flexibility



Waste management



Reduction of energy and other resources, including water



Timeline



Key Facts

High energy efficiency | Green roof | Usage of recycled concrete | Intelligent LED light control system | DC grid | area measures 220,000 m²



Battery production network: Nine factories at seven locations on three continents

Description

Daimler is investing more than one billion euros in a global battery production network within the global production network of Mercedes-Benz Cars. In total, the battery production network consists of nine factories at seven locations on three continents. The local production of batteries is an important success factor in Mercedes-Benz Cars electric offensive and the crucial building block for handling the global demand for electric vehicles flexibly and efficiently.

Goals

Production of electricity from renewable sources



Production of heat from renewable sources (Kamenz, Jawor)



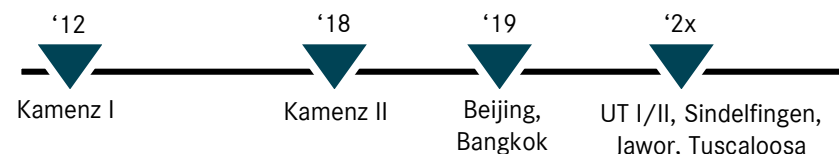
Development, production and recycling of batteries



Development and production of zero emission vehicles



Timeline



Key Facts

9 factories | 7 locations | 3 continents | Industry 4.0 technologies | CO2 neutral production (Kamenz, Jawor already before 2022) | Batteries for 48V, PHEV and BEV

Investment

>€1 bn



Daimler's green finance framework is part of our sustainable business strategy



Use of proceeds


Project evaluation and selection

Management of proceeds






Reporting


External review

Daimler's green finance framework is developed to be in line with both the ICMA Green Bond Principles, as well as LMA and APLMA Green Loan Principles. It is Daimler's intention to follow best practises as market standards develop and as the EU Taxonomy and the EU Green Bond Standard enter into force







More than 50% of proceeds will be allocated to clean transportation (1/2)

GBP & GLP Categories	Eligible assets	Targeted SDGs	Targeted EU Environmental Objectives	Investment Examples
Clean transportation	<ul style="list-style-type: none"> Development and production of zero emission vehicles Development, production and recycling of batteries/fuel cells 	  	Climate change mitigation	<ul style="list-style-type: none"> Modular BEV-architecture Volvo Group & Daimler Truck AG: 50/50 joint venture for development and large-scale production of fuel cells for applications in heavy-duty vehicles Battery-electric low-floor truck Mercedes-Benz eEconic (practical use to start in 2021, SoP 2022) Mercedes-Benz eCitaro from 2022 with range extension by fuel cell Battery production network CO2 neutral produced battery cells from Farasis Energy Co., Ltd.
Energy efficiency	<ul style="list-style-type: none"> Reduction of energy and other resources, including water, used per unit of output 	 	Climate change mitigation	<ul style="list-style-type: none"> Factory 56 (high energy efficiency, digitalisation in production, dc grid) Renewal of the ventilation systems in production plants Renewal of lighting in production plants with LED-systems



More than 50% of proceeds will be allocated to clean transportation (2/2)

GBP & GLP Categories	Eligible assets	Targeted SDGs	Targeted EU Environmental Objectives	Investment Examples
<p>Pollution prevention and control</p>	<ul style="list-style-type: none"> Waste management Emission reduction 	  	<p>Pollution prevention and control</p>	<ul style="list-style-type: none"> Factory 56 (waste management) CO2 neutral production by 2022 (MB AG plants worldwide, DT AG European) Remanufacturing of high-voltage batteries Mercedes-Benz Energy and Beijing Electric Vehicle Co., Ltd. (BJEV) subsidiary of the BAIC Group cooperation in the field of 2nd-life energy storage systems
<p>Renewable energy</p>	<ul style="list-style-type: none"> Production of electricity and heat from renewable sources 		<p>Climate change mitigation</p>	<ul style="list-style-type: none"> Rolls-Royce & Daimler Truck AG: cooperation on stationary fuel cell systems Installation of further photovoltaic systems for own power generation at several locations in Germany in 2021

Second Opinion by leading provider of independent reviews of green bonds



°CICERO
Shades of
Green

SHADES OF GREEN

Daimler's green finance framework was rated by **CICERO** as **Dark Green**. Dark Green is allocated to projects and solutions that correspond to the long-term vision of a low carbon and climate resilient future.

GOVERNANCE PROCEDURES

CICERO Shades of Green finds the governance procedures in Daimler's framework to be **Excellent**.

GREEN BOND and GREEN LOAN PRINCIPLES

CICERO confirms that Daimler's green finance framework is found **in alignment** with the green bond and green loans principles.



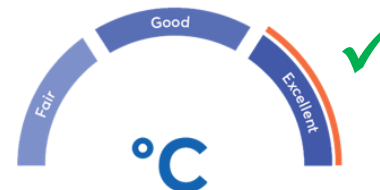
°CICERO
Dark Green ✓



°CICERO
Medium Green



°CICERO
Light Green



Green Loan Principles
Supporting environmentally sustainable economic activity ✓



CICERO Green provides second opinions on institutions' frameworks and guidance for assessing and selecting eligible projects for green finance investments. CICERO Shades of Green is internationally recognized as a leading provider of independent reviews of green bonds, since the market's inception in 2008.

Our strategy is guided by international framework agreements,...



The ten principles of the **UN Global Compact** provide a fundamental guide for our business operations.

Our **internal principles and policies** are founded on this international frame of reference and other international principles.

Our goal in this process is to support the **UN Sustainable Development Goals** with our work processes and to cooperatively develop approaches to solutions.



... our corporate principles and integrity

Doing the right thing by living our values

We adhere to **internal and external rules**, we act according to our **corporate principles** and we listen to our **inner compass**.

We have incorporated integrity-related issues in our **culture** and our **compliance management system**. Our performance is measured by the **integrity indicator** which is part of the non-financial management compensation.

Our five corporate principles:

the foundation of all our actions



We are profitable and are committed to people and the environment



We act responsibly and respect the rules



We address issues openly and stand for transparency



Fairness and respect are the foundation of our collaboration



We practice diversity

Our web-based training modules on integrity & compliance are mandatory and have to be performed successfully on a regular basis.

Integrity Code

Our overall legal and ethical framework



Concretize **UNDERSTANDING** of Integrity@Daimler



Legal and ethical **FRAMEWORK** for all entities at Daimler



Coverage of **FUTURE STRATEGIC TOPICS**



Strengthen **AWARENESS** and underline **IMPORTANCE** for the topic of **INTEGRITY**

<https://www.daimler.com/documents/sustainability/integrity/daimler-integritycode.pdf>

Our Integrity Code
Doing the Right Thing

In addition to the Integrity Code, the Technical Integrity commitment statements support **R&D** employees and offer them guidance for ensuring proper conduct in their daily activities.

VERY POSITIVE PERCEPTION OF 1ST GREEN BOND IN THE MARKET AND MEDIA - TRANSACTION SEEN AS STRONG COMMITMENT TOWARDS SUSTAINABILITY/AMBITION 2039

Selected media coverage

Daimler thrilled as investors steamroller green debut sub-curve

Daimler blasted far through its conventional bond curve with its €1bn debut green deal on Thursday, in a first for the European automotive industry that is expected to herald a spate of similar issuance – and could reset expectations about the difference between green and conventional bond pricing.
(GlobalCapital)

Daimler greeted with electric reception for Green debut

(bondradar)

Daimler spotlights greenium with blowout debut

(Refinitiv)

Daimler sees turbocharged demand for Green debut

(IGM)

Ansturm auf grüne Anleihe von Daimler

(Börsen-Zeitung)

Summary

Issuer	Daimler AG
<i>Issue Ratings</i>	A3 / BBB+ / BBB+ (Moody's/S&P/Fitch)
<i>Term</i>	10-years
<i>Coupon</i>	0.750% (Fixed, Annual, Act/Act)
<i>Amount</i>	EUR 1 billion
<i>Re Offer Spread</i>	MS+105bps
<i>Reoffer Yield</i>	0.835%
<i>Reoffer Price</i>	99.188%
<i>Final Order Book</i>	> EUR 4.2bn
<i>Use of Proceeds</i>	Eligible green projects in accordance with Daimler's Green Finance Framework dated 18 June 2020
<i>Bookrunners</i>	BBVA / BNPP (B&D) / CACIB / Commerzbank / SEB / UniCredit

AGENDA

I. DAIMLER AG Q3-2020

II. DIVISIONAL REVIEW Q3-2020

III. SUSTAINABILITY

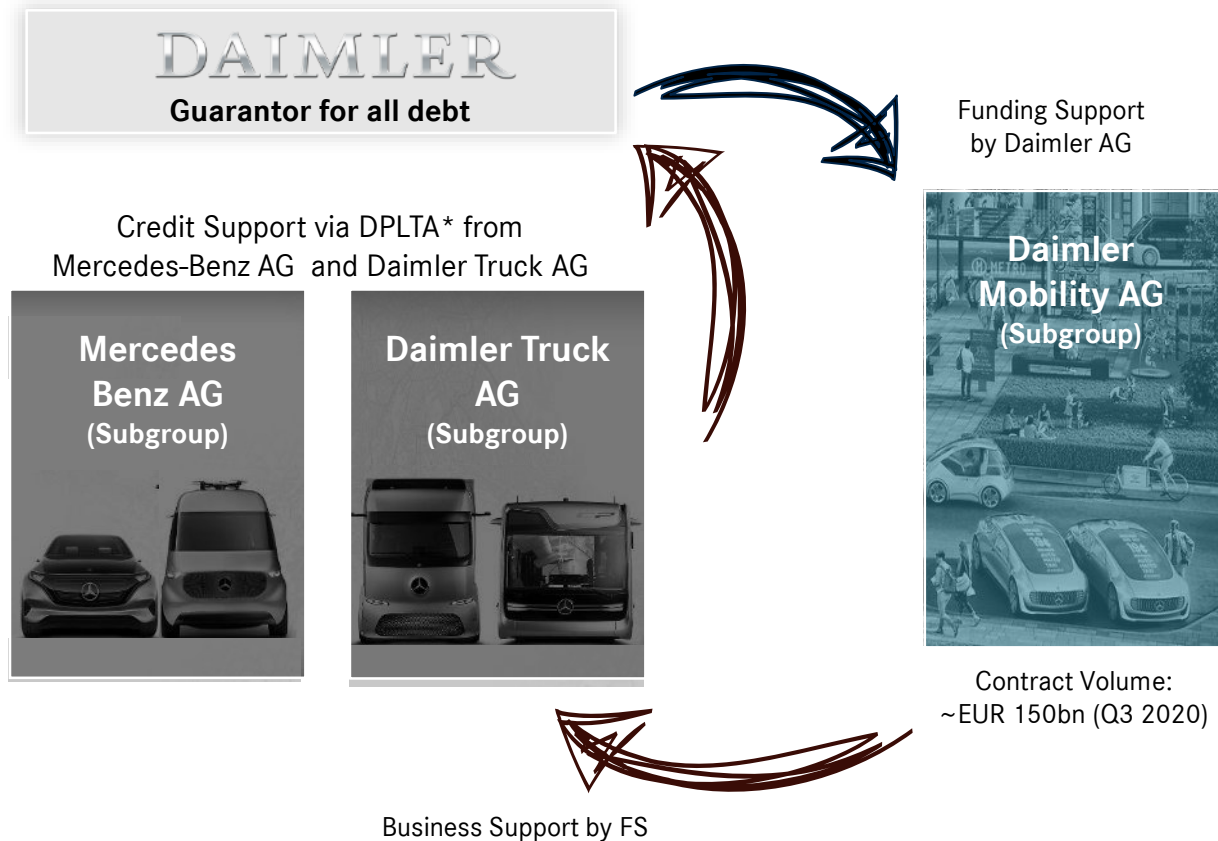
IV. FUNDING

V. ADDITIONAL FINANCIAL SLIDES

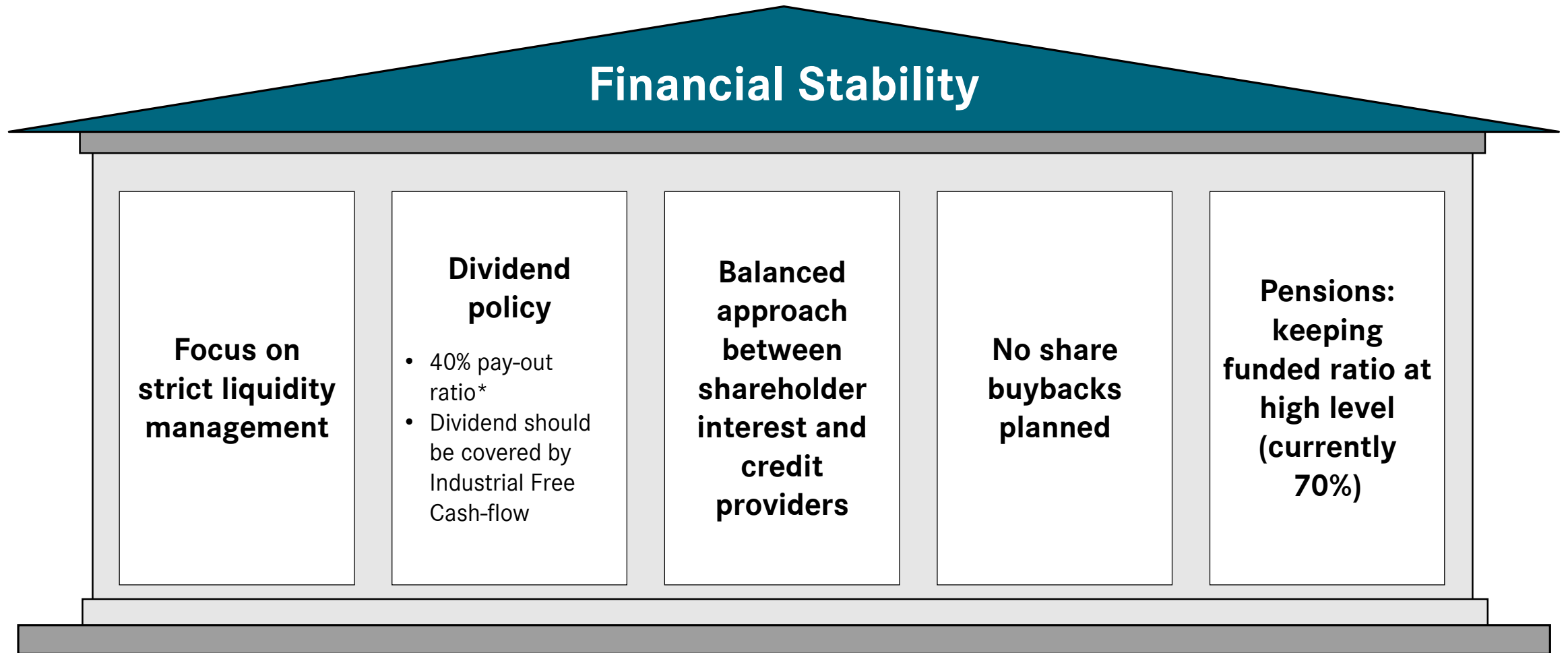


ONE FACE TO THE MARKET

Daimler's business model is based on a central liquidity and risk management



DAIMLER FOLLOWS A PRUDENT FINANCIAL POLICY



* Based on net profit attributable to shareholders of Daimler AG

OUR FUNDING STRATEGY IS BUILT ON STRICT PRINCIPLES

Targeting Financial Independence

No dependence from single markets, instruments, banks or investors

Diversification of funding sources and instruments:
Bank Loans, Bonds, ABS, CP, Deposits

No Covenants, no MAC, no asset pledges, no CSAs

Maximizing Financial Flexibility

Keeping prudent amount of Cash and Committed Credit Facility

New markets funded via global and local banks first

Early capital market funding to save credit capacity in growth regions

Stringent Global Funding Policy

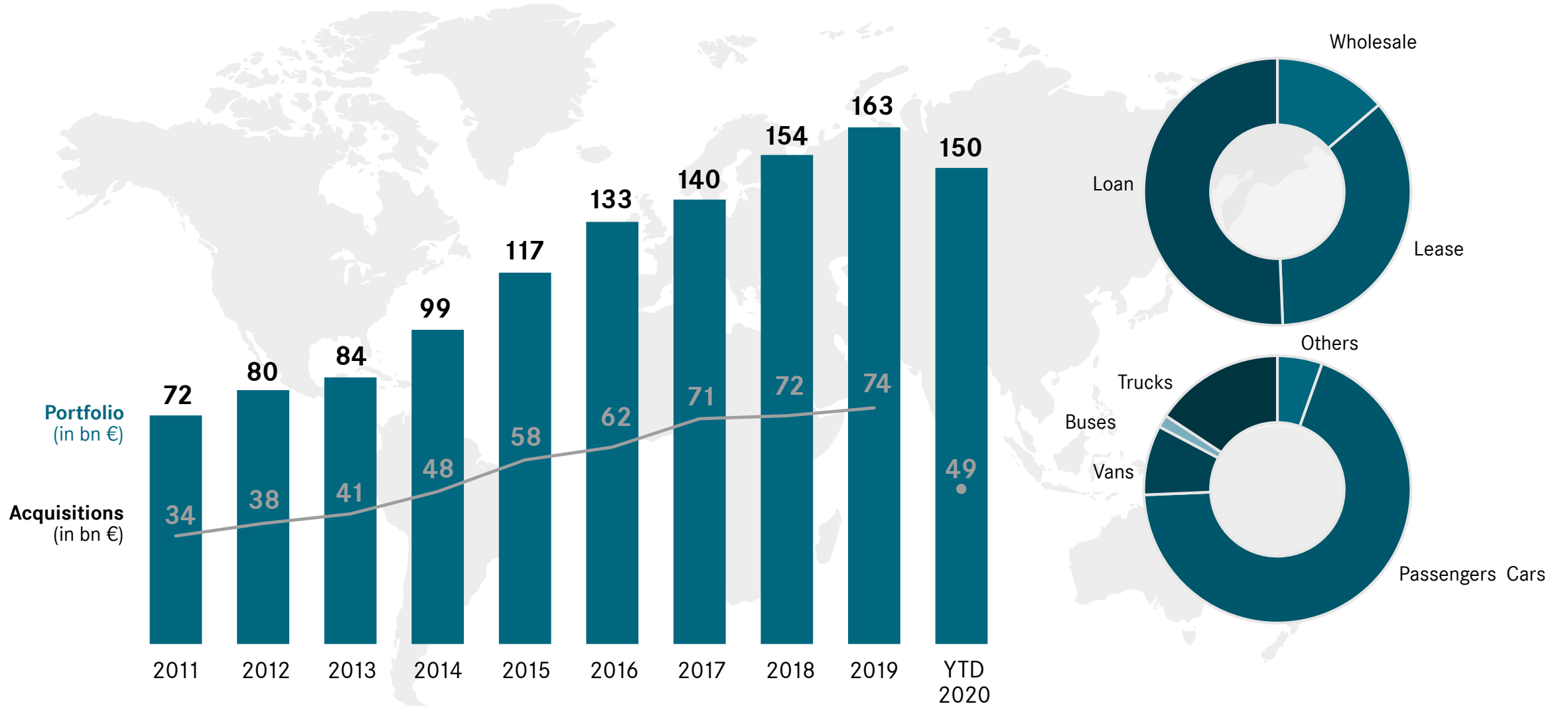
Liquidity matched funding

Interest rate matched funding

Currency matched funding

Country matched funding

SUSTAINABLE PORTFOLIO AT DAIMLER MOBILITY



DAIMLER MOBILITY BUSINESS MODEL BASED ON STRINGENT CREDIT MANAGEMENT AND SOLID REFINANCING

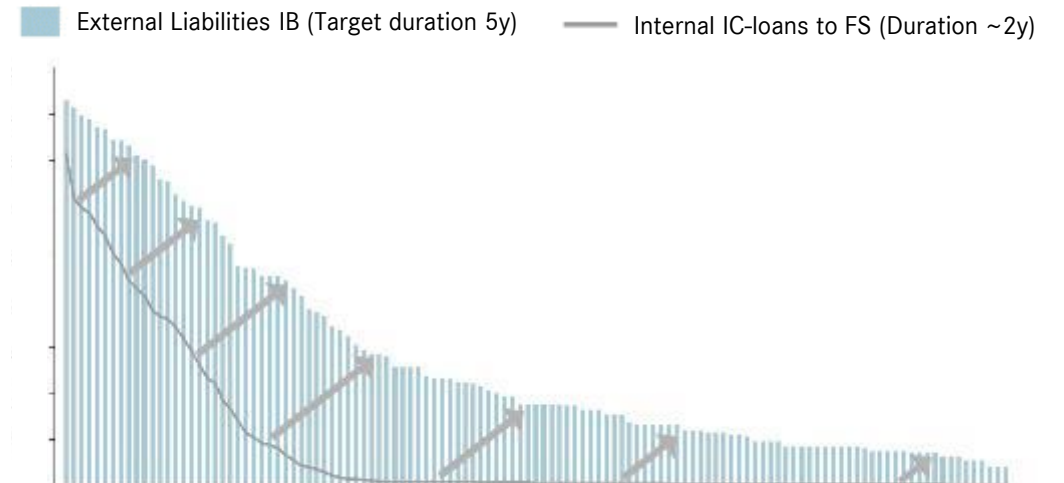
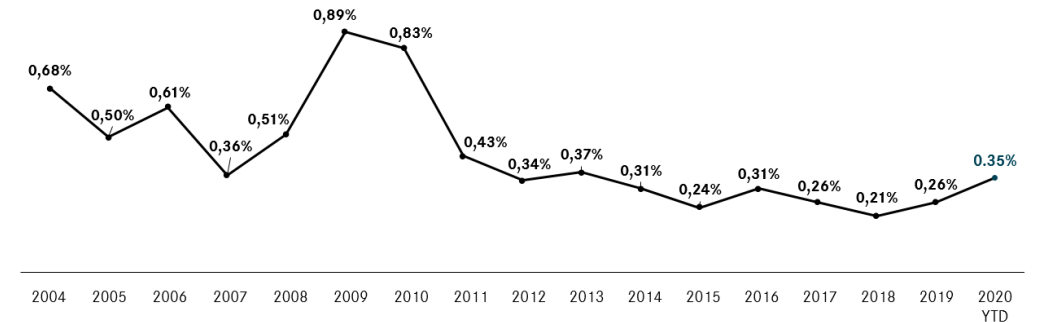
Net credit losses still on a very favorable level, not yet showing any severe CoViD-19 impact

Based on the potential macroeconomic cool-down, we expect that delinquencies and in the mid-term credit losses might increase

The matched-funded approach ensures that liquidity risks are managed properly

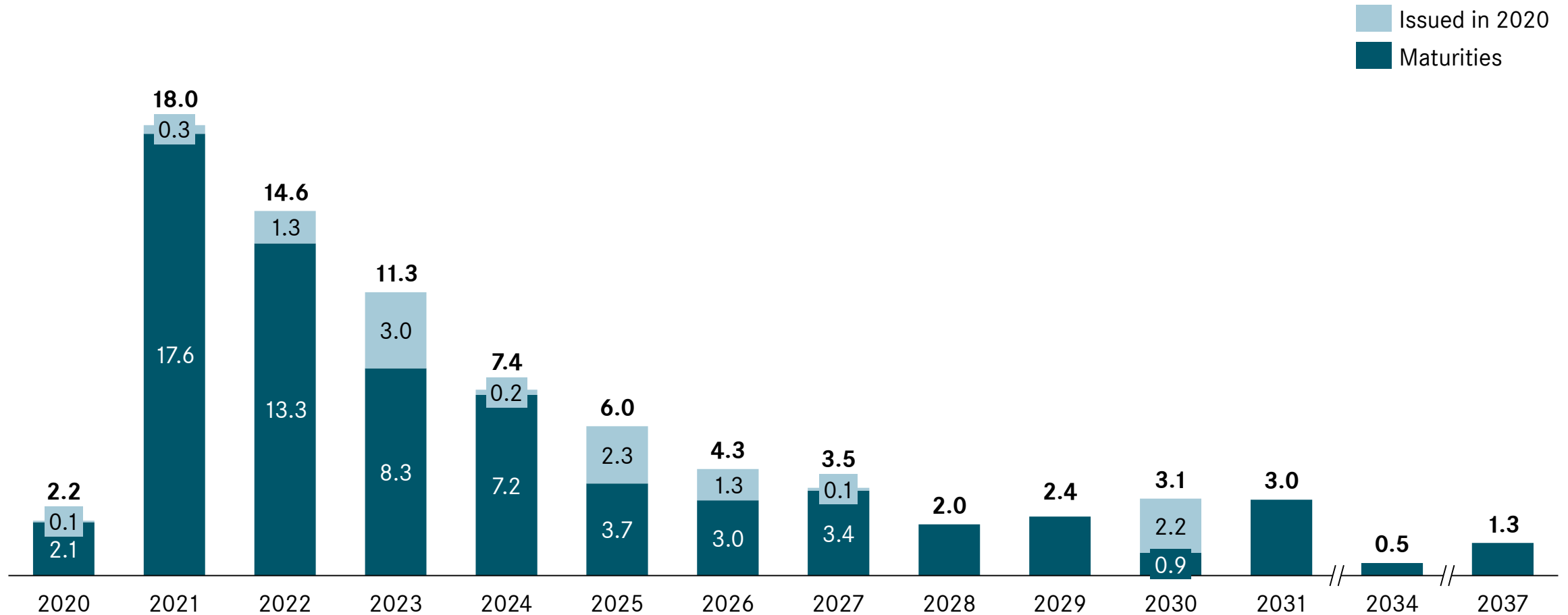
External liabilities of Daimler Group have a longer duration due to capital market refinancing than internal allocation to FS via IC-loans

Net credit losses as a percentage of portfolio, subject to credit risk



MATURITY PROFILE FURTHER LENGTHENED

in billions of EUR as of 30 September 2020



Note: Figures may not be additive due to rounding.

EUR 12BN BRIDGE FACILITY SIGNED IN APRIL 2020

EUR 12bn bridge facility signed in April to mainly cover volatility and uncertainty in capital markets;
EUR 8.8bn still available on 30 September, 2020

Bridge facility expires 31 March, 2021 – two extension options of six months each

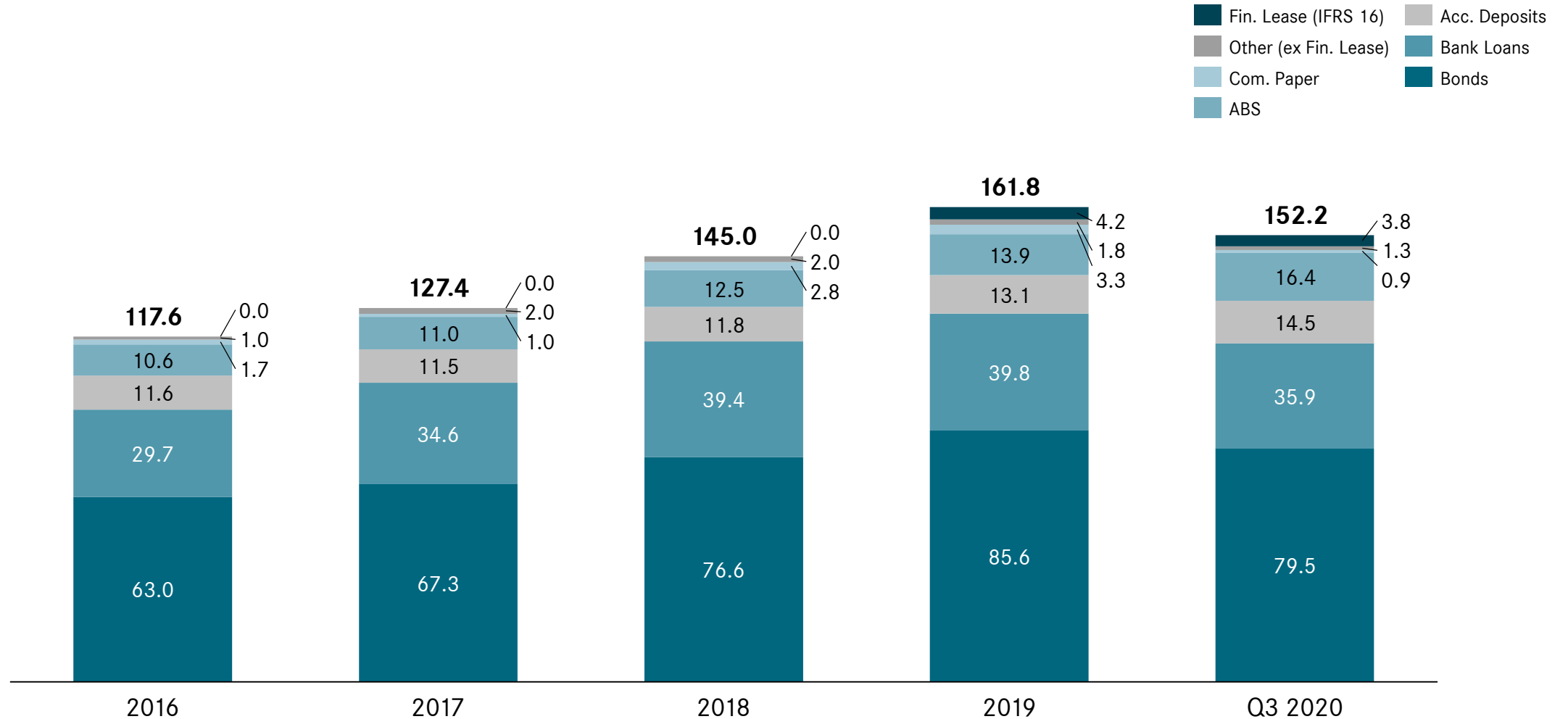
Besides, EUR 11bn back-up facility (RCF) available until 2025; secures significant long-term liquidity –
no intention to draw the facility



Quick reaction on current crisis secured additional liquidity buffer in high speed


FINANCING LIABILITIES SHOW A DIVERSIFIED FUNDING MIX

in billions of EUR



Note: Figures may not be additive due to rounding.

TO ENSURE SUSTAINABLE PORTFOLIO GROWTH, WE MITIGATE RISK AND VOLATILITY THROUGH A BALANCED MIX OF FUNDING INSTRUMENTS



Capital Markets

Strengthen our global footprint and use market opportunities

Bank Loans

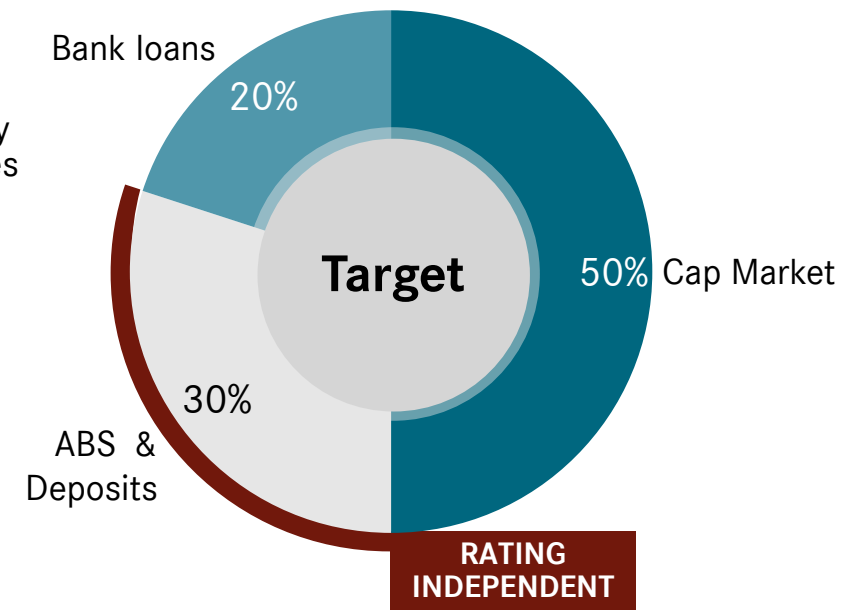
Deepen our excellent bank relationships

ABS

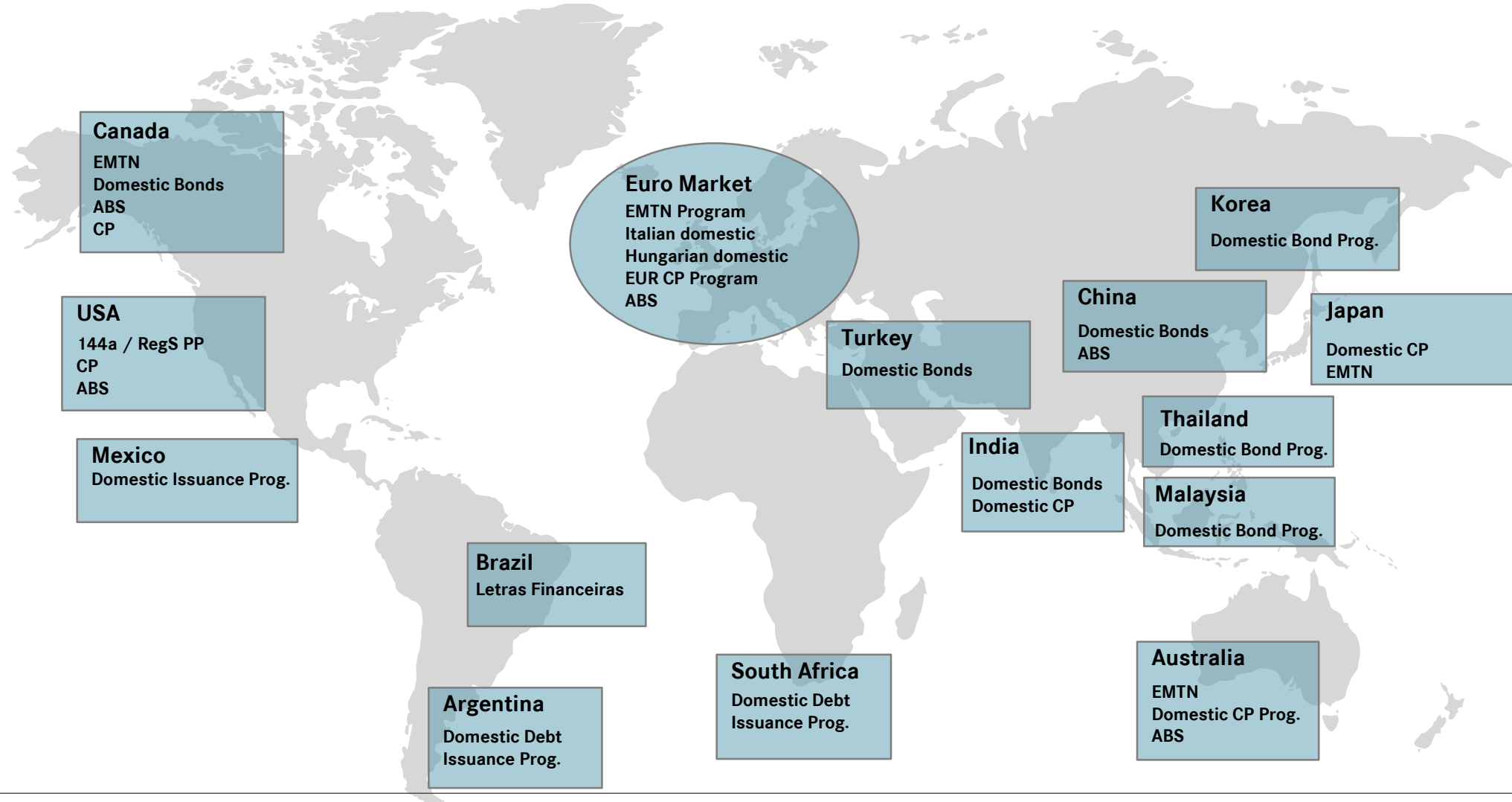
Globally expand our highly competitive ABS issuances

Deposit

Maintain well controllable liquidity reserve

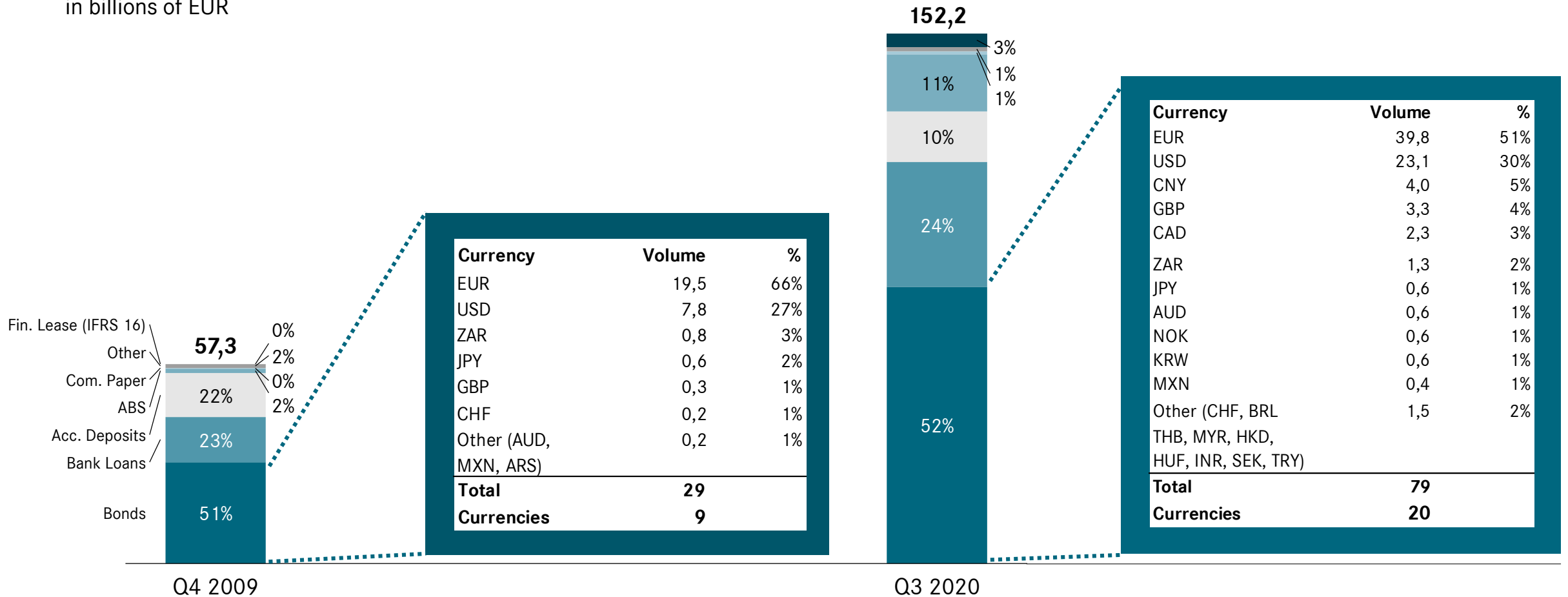


CONSEQUENT DEVELOPMENT TO GLOBAL CAPITAL MARKET FUNDING - DIVERSIFICATION WILL CONTINUE



FUNDING BASE FURTHER DIVERSIFIED TO A TRUE GLOBAL SET-UP

in billions of EUR

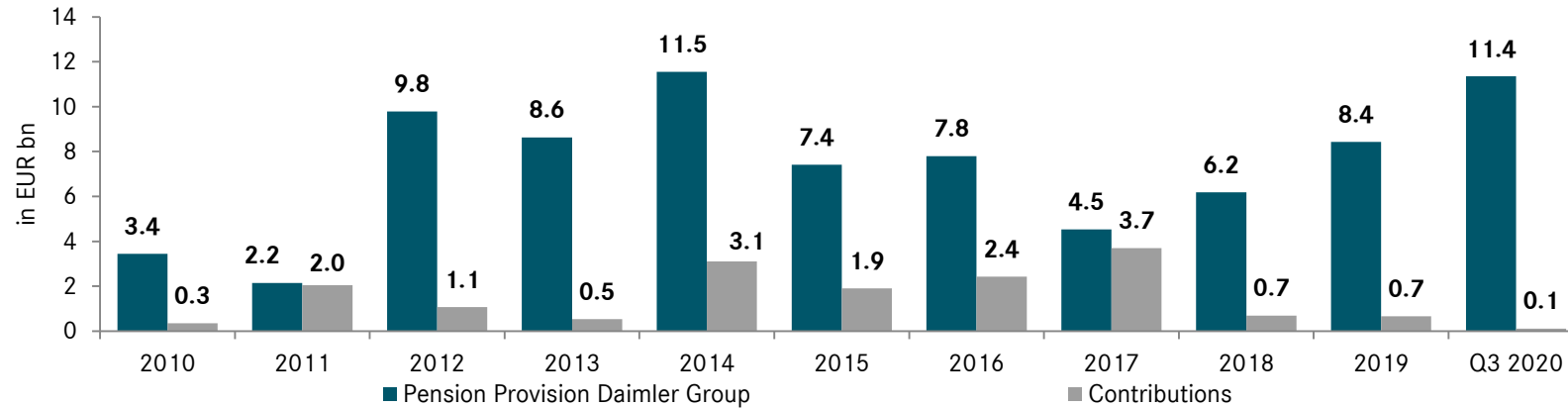


Note: Figures may not be additive due to rounding

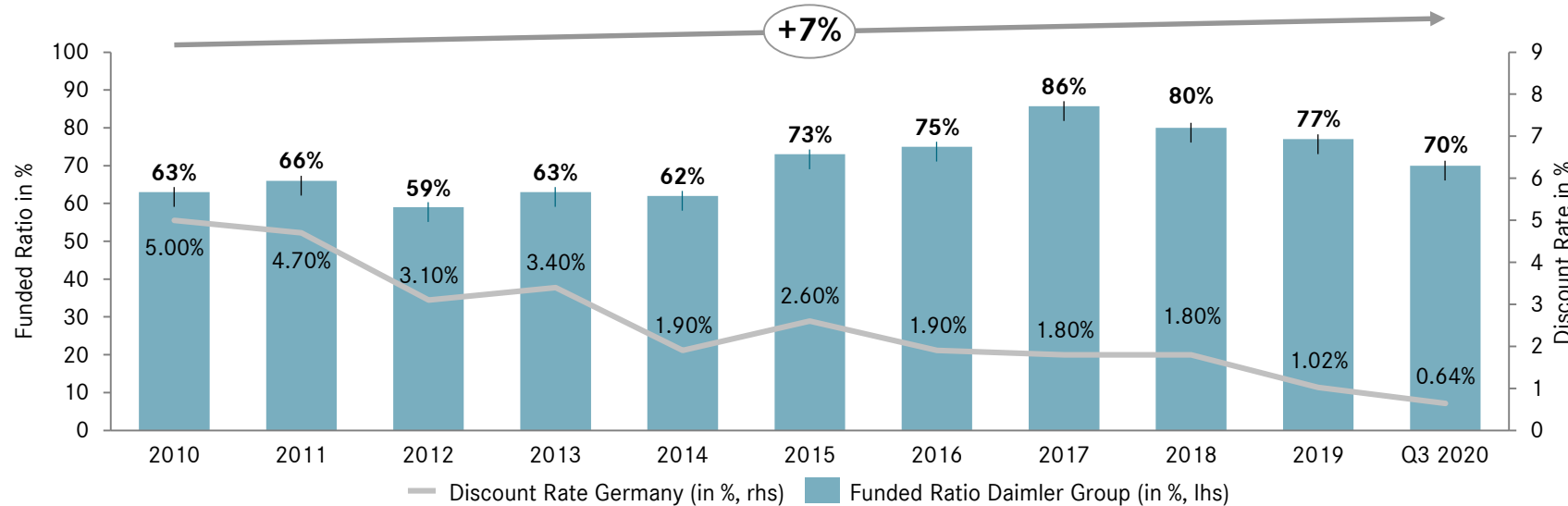
DAIMLER'S FINANCIAL KPIS SET TO SUPPORT A STRONG RATING

	Agency	Long-term	Outlook	Short-term
Current Ratings:	Standard & Poor's:	BBB+	Negative	A-2
	Moody's:	A3	Negative	P-2
	Fitch:	BBB+	Stable	F1
	DBRS:	BBB (high)	Stable	R-2 (high)
	Scope:	A	Stable	S-1

IN LOW INTEREST RATE ENVIRONMENT HIGH CONTRIBUTIONS STABILIZED FUNDED RATIO



Significant contributions of EUR 16.6bn since 2010 support the solid capital structure



Even though German Discount Rate decreased significantly since 2010, Funded Ratio is at a solid level of 70%

AGENDA

- I. DAIMLER AG Q3-2020
- II. DIVISIONAL REVIEW Q3-2020
- III. SUSTAINABILITY
- IV. FUNDING
- V. ADDITIONAL FINANCIAL SLIDES**



DAIMLER Q3 2020

EBIT ADJUSTED BY DIVISIONS

EBIT adjusted in millions of euros; RoS/RoE adjusted in %

	Q3 2019		Q3 2020	
	EBIT adjusted	RoS/RoE adjusted*	EBIT adjusted	RoS/RoE adjusted*
Daimler Group	3,142	7.4	3,479	8.6
of which				
Mercedes-Benz Cars & Vans	1,868	7.0	2,417	9.4
Daimler Trucks & Buses	838	7.3	603	6.5
Daimler Mobility	469	13.5	601	16.5
Reconciliation	-33	-	-142	-

* Return on sales for automotive business, return on equity for Daimler Mobility; Daimler Group excluding Daimler Mobility

DAIMLER Q3 2020

ADJUSTMENTS AFFECTING EBIT

in millions of euros

	Q3 2019	Q3 2020
Mercedes-Benz Cars & Vans		
Legal proceedings and related measures	362	2
Restructuring measures	36	297
Daimler Trucks & Buses		
Restructuring measures	-	62
Daimler Mobility		
Legal proceedings and related measures	11	-
Restructuring measures	45	12
Reconciliation		
Legal proceedings and related measures	-2	-
Restructuring measures	-	36

DAIMLER Q3 2020

KEY BALANCE SHEET AND FINANCIAL FIGURES

Daimler Group	Dec. 31, 2019	Sept. 30, 2020
Equity ratio	20.5%	20.2%
Gross liquidity	27.5	32.6
Funded status of pension obligations	-8.4	-11.4
<i>Funding ratio</i>	<i>77%</i>	<i>70%</i>
Industrial business		
Equity ratio	36.7%	33.8%
Net liquidity	11.0	13.1
Free cash flow (January-September)	-0.5	3.5

DAIMLER Q3 2020

STATEMENT OF FINANCIAL POSITION (CONDENSED)

in millions of euros

	Daimler Group		Industrial Business	
	Dec. 31, 2019	Sept. 30, 2020	Dec. 31, 2019	Sept. 30, 2020
Intangible assets	15,978	16,430	15,077	15,651
Property, plant and equipment	37,143	35,092	36,782	34,781
Receivables from financial services & equipment on operating leases	155,143	142,764	18,711	17,426
Equity-method investments	5,949	5,059	4,842	4,267
Inventories	29,757	29,534	28,420	28,553
Trade receivables	12,332	10,739	11,045	9,905
Liquidity	27,538	32,561	23,674	29,082
Other assets	18,598	18,474	-10,934	-9,174
Total assets	302,438	290,653	127,617	130,491
Equity	62,841	58,623	47,858	44,092
Provisions	30,652	32,720	29,473	31,545
Financing liabilities	161,780	152,220	13,289	17,467
Trade payables	12,707	14,877	11,896	13,937
Other liabilities	34,458	32,213	25,101	23,450
Total equity and liabilities	302,438	290,653	127,617	130,491

DAIMLER Q3 2020

DISCLAIMER

This document contains forward-looking statements that reflect our current views about future events. The words “anticipate,” “assume,” “believe,” “estimate,” “expect,” “intend,” “may,” “can,” “could,” “plan,” “project,” “should” and similar expressions are used to identify forward-looking statements. These statements are subject to many risks and uncertainties, including an adverse development of global economic conditions, in particular a decline of demand in our most important markets; a deterioration of our refinancing possibilities on the credit and financial markets; events of force majeure including natural disasters, pandemics, acts of terrorism, political unrest, armed conflicts, industrial accidents and their effects on our sales, purchasing, production or financial services activities; changes in currency exchange rates and tariff regulations; a shift in consumer preferences towards smaller, lower-margin vehicles; a possible lack of acceptance of our products or services which limits our ability to achieve prices and adequately utilize our production capacities; price increases for fuel or raw materials; disruption of production due to shortages of materials, labor strikes or supplier insolvencies; a decline in resale prices of used vehicles; the effective implementation of cost-reduction and efficiency-optimization measures; the business outlook for companies in which we hold a significant equity interest; the successful implementation of strategic cooperations and joint ventures; changes in laws, regulations and government policies, particularly those relating to vehicle emissions, fuel economy and safety; the resolution of pending government investigations or of investigations requested by governments and the conclusion of pending or threatened future legal proceedings; and other risks and uncertainties, some of which we describe under the heading “Risk and Opportunity Report” in the current Annual Report or latest Interim Report. If any of these risks and uncertainties materializes or if the assumptions underlying any of our forward-looking statements prove to be incorrect, the actual results may be materially different from those we express or imply by such statements. We do not intend or assume any obligation to update these forward-looking statements since they are based solely on the circumstances at the date of publication.